



ROSE MTN RUMBLE
RMR 40 Mile • Course Cue Sheet
Start • Old Lyndeborough Town Center

40



EMERGENCY CALL DORIA HARRIS: 857-636-2759

-  0 R (South) onto Center Rd.
-  0.48 L onto Dutton Rd.
-  1.21 Bear L onto Curtis Brook Rd.
-  2.14 Straight onto Purgatory Falls Rd.
-  2.53 L onto Salisbury Rd.
-  5.22 Straight onto Lyndeboro Rd.
-  6.27 L on 2nd Nh Tpke.
-  7.04 R on Sharp Rd
-  7.97 Bear R onto 2nd NH Tpke
-  8.07 R onto Highbridge Rd.
-  8.48 Cross the High Bridge
-  8.70 Straight onto Dodge Hill Rd.
-  10.10 Turn R Middle New Boston Rd.
-  10.40 Cont. on Clark Hill Rd.
-  11.20 Bear L to cont. on Clark Hill Rd.
-  12.17 Turn L onto Thornton Rd.
-  13.05 Cross Francestown Rd. (RT. 136)
-  **13.17** Bear L on E. Colburn Rd.
WATER STOP
-  13.30 Bear L on Colburn Rd.






















ROSE MTN RUMBLE
RMR 40 Mile • Course Cue Sheet
Start • Old Lyndeborough Town Center

40



EMERGENCY CALL DORIA HARRIS: 857-636-2759

-  15.00 Turn R on Francestown Rd. (RT. 136)
-  15.40 Cont. on New Boston Rd. (RT. 136)
-  **16.07** Turn L onto Scoby Pond Rd.
WATER STOP
-  16.82 Bear R onto Dodge Hill Rd.
-  17.51 Turn R onto Journeys End Rd.
-  18.80 Turn R onto Red House Rd.
-  19.30 Turn R on New Boston Rd. (RT 136)
-  19.34 Turn L onto Bible Hill Rd.
-  21.2 Cont. Straight on Bible Hill
-  22.33 Turn L onto Poor Farm Rd.
-  24.91 Straight / slight L to 2nd NH TPK
-  **28.07** Turn R onto Russell Station Rd.
WATER STOP
-  **33.70** Straight to Cont. Russell Station Rd.
WATER STOP
-  34.10 Bear L on Gulf Rd.
-  34.40 Bear L on Gulf Rd.
-  35.80 R. on Forest Rd. (31)
-  36.60 R on Old Temple Rd.
-  36.90 Bear L on Old Temple Rd.
-  37.62 L on Pettingill Hill Rd.



ROSE MTN RUMBLE
RMR 40 Mile • Course Cue Sheet
Start • Old Lyndeborough Town Center

40



EMERGENCY CALL DORIA HARRIS: 857-636-2759

-  39.58 Bear L on Pettingill Hill Rd.
-  39.66 R on Forest Rd.
-  39.69 L on Putnam Hill Rd.
-  39.82 R on Glass Factory Rd.
-  40.01 L on Cider Mill Rd.
-  40.29 R. on Cemetery Rd.
-  40.50 Cont. straight on Cemetery Rd.
-  41.49 Bear L on Cemetery Rd.
-  41.87 L on Center Rd.
-  42.65 Finish at Lyndeborough Center

RMR BONUS LAP!

-  42.65 R on New Rd.
-  45.15 L on Mtn. Rd.
-  46.05 Bear L / Continue on Mtn. Rd.
-  47.35 Bear L / Continue on Mtn. Rd.
-  48.95 Turn R on Cummings Rd.
-  49.15 Turn L on to Crooked S Rd
-  50.25 Bear R on to Mountain Rd.
-  50.35 Turn L on to Center Rd.
Return to Old Town Hall